



# Telematics Evaluation Guide

for Finance & HR



WennSoft



FieldLogix is one of the most comprehensive telematics solutions in the market. Over the **past 21 years**, we have continuously focused on enhancing our product and our clients' experiences with our award-winning services. We are a **US-based provider** and we are not here to make a quick buck by just "selling" you a technology. We want a long-term partnership where we are continuously providing you with value through our innovative and hassle-free solution. While we offer many more capabilities than those listed here, this guide focuses more on the capabilities that are most relevant to someone operating within the Finance & HR Functions.

# FUEL EFFICIENCY & SUSTAINABILITY

According to a study conducted by Motorola, the average fleet **wastes 13.2% of its fuel** due to excessive speeding and idling. Simple changes to your employees' behavior can reduce speeding and idling to eliminate these wasteful driving practices.

## Fleet Sustainability Scorecard



Estimated Cost	Grade
\$142.81	42
\$91.23	54
\$84.17	60
\$7.09	61
\$63.90	67

Sustainability  
Scorecard

We will provide you with a fleet sustainability scorecard that identifies your most and least wasteful drivers. We will even show you the approximate fuel costs associated with these wasteful practices. We will also track MPG's for your vehicles to help you identify your least fuel efficient vehicles so you can reassign them to different service areas or replace them.

# DRIVER SAFETY



Vehicles are rolling liabilities for fleet operators. In fact, according to Construction Equipment Magazine, the **average accident costs fleets \$16,500**, which increases to over **\$74,000 if an injury occurs**, and further increases to **\$500,000 if there is a fatality**.

## A.I. Crash Risk Report & Safety Scorecard

Crash Probability 48hrs	Risk 48hrs	
94.60%	High	Cloudy
83.60%	High	Partly cloudy
77.80%	High	Partly cloudy
69.00%	Medium	

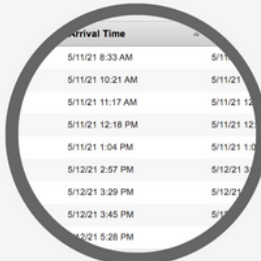
Crash Risk Report

We will help you reduce accidents with our Crash Risk report that uses Artificial Intelligence to identify your high risk drivers. Our driver safety scorecard ranks and scores your drivers based on unsafe driving habits such as aggressive driving and speeding. We also offer dash cameras that will identify distracted driving activities such as cell phone use and eating or drinking. Fleets dramatically improve driver safety once they implement FieldLogix.

# PAYROLL VERIFICATION

One of the biggest benefits of telematics for organizations is the prevention of payroll fraud. Field service employees tend to be notoriously inaccurate when logging work hours. According to the Association of Certified Fraud Examiners, it is the **number 1 source of losses** for organizations and occurs **30%** of the time. On average, payroll fraud costs an organization **\$154,000 per incident**.

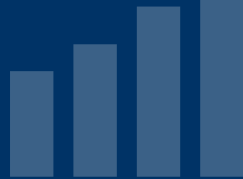
FieldLogix can help you verify the accuracy of your employee's timesheets and their clock in and out times with the MobileTech application. We will show you the exact times that your technician's vehicle enter and exit job sites to ensure that you are only paying for time worked. We even offer a report that excludes travel time to jobs for the technicians that start from home. You can use our reports to verify the accuracy of your technician's timesheets to curb payroll fraud.



Arrival Time	
5/11/21 8:33 AM	5/11/21 12:12 PM
5/11/21 10:21 AM	5/11/21 12:12 PM
5/11/21 11:17 AM	5/11/21 12:12 PM
5/11/21 12:18 PM	5/11/21 12:12 PM
5/11/21 1:04 PM	5/11/21 1:04 PM
5/12/21 2:57 PM	5/12/21 3:29 PM
5/12/21 3:29 PM	5/12/21 3:45 PM
5/12/21 3:45 PM	5/12/21 5:28 PM

Start / End of Shift Report

# PRODUCTIVITY



	Arrival Time	Departure Time	Stop Time	
05/11/2021	8:20 PM			
05/11/2021	8:36 AM	8:37 AM	1 Min 16 Secs	4 Mins 34 Secs
05/11/2021	8:42 AM	8:50 AM	7 Mins 43 Secs	2 Hrs 16 Mins 35 Secs
05/11/2021	11:06 AM	11:07 AM	32 Secs	1 Hr 19 Mins 52 Secs
05/11/2021	12:26 PM	12:52 PM	25 Mins 41 Secs	35 Mins 52 Secs
05/11/2021	2:46 PM	2:46 PM	0 Secs	6 Mins 23 Secs
05/11/2021	2:53 PM	2:53 PM	0 Secs	2 Mins 19 Secs
05/11/2021	2:55 PM	2:55 PM	1 Sec	9 Mins 52 Secs
05/11/2021	3:04 PM			

Stop Details Report

Motorola's study found that fleets lose **\$5,484 per employee each year** due to unproductive activities. This includes starting shifts late, taking extended lunch breaks, stopping at unauthorized locations, finishing shifts early, and overtime. We will help you identify unproductive technicians by showing you every location that they travel to and stop at during their shift. Our system will help you ensure that you are only paying your technicians for the time that they are actually working for you.

# FUEL CARD FRAUD

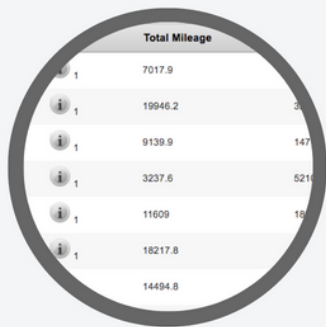


Fuel fraud is a common occurrence among fleets. Drivers are known to hand your company's fuel card to family members to fuel personal vehicles on the company's dime. We offer an automated WEX fuel card integration that will identify times when your fleet vehicle was not at the same fueling station that your company's fuel card was used at.

Vehicle Location	Merchant
\$1.87 2514 Marston Dr. Evansville, IN 47715, USA	Thomson #0079 Q, 2895 US Highway 41 N Henderson, KY 62429
\$5.53 \$2.10 4811 Blvd Commerce Rd Cable, KY 40221, USA	Hart Town Storage, 1104 Canton Rd Cable, KY 42211-6650 7
\$10.13 \$2.16 1800 Thomson Rd Indianapolis, IN 46217, USA	Cassey Indianapolis, 6916 Madison Ave Indianapolis, IN 46227-6192 6
\$37.64 \$2.00 1800 Thomson Rd Indianapolis, IN 46217, USA	Speedway 08016, 2801 S Lynch Rd Indianapolis, IN 46241 4
\$27.89 \$2.19 8952 Cincinnati Columbus Rd Cincinnati, OH 45241	Speedway 09781, 8450-63 Cin- Cin Rd Cincinnati, OH 45241 3
\$1 \$2.16 6241 US-60, Versailles, KY 40383, USA	John W Clark Oil Inc, 2890 Levington Rd Versailles, KY 40383
\$945 E. 5th St. Rd Indianapolis, IN 46221, USA	Speedway 08005, 6946 E 5th Rd Indianapolis, IN 46221
Circle K, Franklin	Circle K

Fuel Card Report

# MILEAGE TRACKING



Total Mileage	
1	7017.9
1	19946.2
1	9139.9
1	3237.6
1	11609
1	18217.8
	14494.8

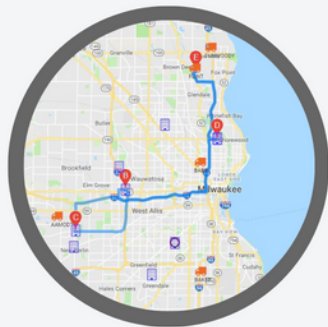
Mileage Summary  
Report

We will provide you with reports displaying total miles traveled by your technicians from when the GPS device was first installed. This can be used to generate mileage reports for a month, a quarter, a year, and even for multiple years. This helps organizations when they are filing taxes and for monitoring fleet utilization.



# FREE WENNSOFT INTEGRATION

For over 10 years, we've offered a robust pre-built integration with Wennsoft. Our integration will display your technician's real-time locations on the Schedule map along with your job site locations, helping your dispatchers make quicker decisions. Our FREE integration requires no coding and can be setup within minutes.



Schedule Map



# DATA SECURITY & PRIVACY



Unlike many other companies in our industry, we are a US-Based provider and your data is housed in our secure servers in the USA which use the latest Microsoft technologies. All data communications are encrypted and devices communications take place through a secured VPN. You will not have to worry about your data being stored and accessible to others in foreign countries which have limited data privacy and security laws.



# TRUSTED PARTNER



We have been a trusted partner to Wennsoft's clients since 2012. Our industry-leading support processes ensure that you have a hassle-free experience that helps you focus on your company's needs and not on managing issues with your fleet management system.

## Wennsoft clients



**Service Logic**

Building Efficiency and Sustainability





An AI-powered telematics platform that integrates with Wennsoft to improve fleet safety and sustainability. The platform also helps to reduce operating costs and improve customer experience.

[fieldlogix.com](https://fieldlogix.com)

[learnmore@fieldlogix.com](mailto:learnmore@fieldlogix.com)